

View/Print Label

1. **Ensure there are no other shipping or tracking labels attached to your package.** Select the Print button on the print dialogue box that appears. Note: If your browser does not support this function, select Print from the File menu to print the label.
2. **Customs Invoice** - 3 copies of a completed customs invoice are required for shipments with a commercial value.
3. **Fold the printed label at the solid line below.** Place the label in a UPS Shipping Pouch. If you do not have a pouch, affix the folded label using clear plastic shipping tape over the entire label.
4. **GETTING YOUR SHIPMENT TO UPS**
Customers with a scheduled Pickup
 - o Your driver will pickup your shipment(s) as usual.**Customers without a scheduled Pickup**
 - o Take your package to any location of The UPS Store®, UPS Access Point(TM) location, UPS Drop Box, UPS Customer Center, Staples® or Authorized Shipping Outlet near you. To find the location nearest you, please visit the 'Locations' Quick link at ups.com.
 - o Schedule a Pickup on ups.com to have a UPS driver pickup all of your packages.
5. To acknowledge your acceptance of the original language of the agreement with UPS as stated on the confirm payment page, and to authorize UPS to act as forwarding agent for export control and custom purposes, **sign and date here:**

Shipper's Signature	Date of Shipment




FOLD HERE

<p>45 LBS 1 OF 3</p> <p>MONTANA JOHNSON 7147493646 MONTANA JOHNSON 522 CLARKE ST CLAY CENTER, KS 67432 UNITED STATES</p> <p>SHIP TO: MATHIEW GIASSA 7147493646 MATHIEW GIASSA 1115 24 CARRÉ SICARD SAINTE-THERÈSE QC J7E3X6 CANADA</p> <p>SHP#: 864E GT33 87V SHP WT: 135 LBS DATE: 03 DEC 2024</p>	<p>CAN 382 5-00</p> 	<p>UPS STANDARD</p> <p>TRACKING #: 1Z 864 EGT 68 0002 1016</p>		<p>EDI</p> 	<p><small>XOL 24-11-13 NV45-49.0A 12/2024*</small></p> <p><small>Shipper agrees to the UPS Terms found at www.ups.com and UPS service centers. For international air carriage, the Warsaw Convention as amended or Montreal Convention may apply and limits UPS's liability for loss or damage to cargo. International carriage by road may be subject to the Warsaw Convention as amended or the CMR Convention. Except as otherwise governed by international conventions or other mandatory law, the UPS Terms limit UPS's liability for damage, loss or delay of this shipment. There are no stopping places agreed upon at the time of the shipment and UPS reserves the right to route the shipment in any way it deems appropriate. Where allowed by law, shipper authorizes UPS to act as forwarding agent for export control and customs purposes. If exported from the US, shipper certifies that the commodities, technology or software were exported from the US in accordance with the Export Administration Regulations. Diversion contrary to law is prohibited.</small></p>
---	--	---	--	---	---

View/Print Label

- 1. Ensure there are no other shipping or tracking labels attached to your package.** Select the Print button on the print dialogue box that appears. Note: If your browser does not support this function, select Print from the File menu to print the label.
- 2. Customs Invoice** - 3 copies of a completed customs invoice are required for shipments with a commercial value.
- 3. Fold the printed label at the solid line below.** Place the label in a UPS Shipping Pouch. If you do not have a pouch, affix the folded label using clear plastic shipping tape over the entire label.
- 4. GETTING YOUR SHIPMENT TO UPS**
 - Customers with a scheduled Pickup**
 - Your driver will pickup your shipment(s) as usual.
 - Customers without a scheduled Pickup**
 - Take your package to any location of The UPS Store®, UPS Access Point(TM) location, UPS Drop Box, UPS Customer Center, Staples® or Authorized Shipping Outlet near you. To find the location nearest you, please visit the 'Locations' Quick link at ups.com.
 - Schedule a Pickup on ups.com to have a UPS driver pickup all of your packages.




FOLD HERE

<p>MONTANA JOHNSON 7147493646 MONTANA JOHNSON 522 CLARKE ST CLAY CENTER, KS 67432 UNITED STATES</p> <p>SHIP TO: MATHIEW GIASSA 7147493646 MATHIEW GIASSA 1115 24 CARRÉ SICARD SAINTÉ-THERÈSE QC J7E3X6 CANADA</p>	<p>45 LBS</p> <p>2 OF 3</p> <p>SHP#: 864E GT33 87V SHP WT: 135 LBS DATE: 03 DEC 2024</p>	<p>CAN 382 5-00</p> 	<p>UPS STANDARD</p> <p>TRACKING #: 1Z 864 EGT 68 0945 6022</p> 	<p>EDI</p>  <p>BILLING: P/P DESC: bluetti</p> <p>XOL 2.4.11.13 NV/45 49.0A 12/2024*</p>
---	--	---	--	---

View/Print Label

- 1. Ensure there are no other shipping or tracking labels attached to your package.** Select the Print button on the print dialogue box that appears. Note: If your browser does not support this function, select Print from the File menu to print the label.
- 2. Customs Invoice** - 3 copies of a completed customs invoice are required for shipments with a commercial value.
- 3. Fold the printed label at the solid line below.** Place the label in a UPS Shipping Pouch. If you do not have a pouch, affix the folded label using clear plastic shipping tape over the entire label.
- 4. GETTING YOUR SHIPMENT TO UPS**
 - Customers with a scheduled Pickup**
 - Your driver will pickup your shipment(s) as usual.
 - Customers without a scheduled Pickup**
 - Take your package to any location of The UPS Store®, UPS Access Point(TM) location, UPS Drop Box, UPS Customer Center, Staples® or Authorized Shipping Outlet near you. To find the location nearest you, please visit the 'Locations' Quick link at ups.com.
 - Schedule a Pickup on ups.com to have a UPS driver pickup all of your packages.

FOLD HERE

<p>MONTANA JOHNSON 7147493646 MONTANA JOHNSON 522 CLARKE ST CLAY CENTER, KS 67432 UNITED STATES</p> <p>SHIP TO: MATHIEW GIASSA 7147493646 MATHIEW GIASSA 1115 24 CARRÉ SICARD SAINTÉ-THERÈSE QC J7E3X6 CANADA</p>	<p>45 LBS</p> <p>3 OF 3</p> <p>SHP#: 864E GT33 87V SHP WT: 135 LBS DATE: 03 DEC 2024</p>	<p>CAN 382 5-00</p> 	<p>UPS STANDARD</p> <p>TRACKING #: 1Z 864 EGT 68 0790 5031</p> 	<p>EDI</p>  <p>BILLING: P/P DESC: bluetti</p> <p>XOL 24.11.13 NV45 49.0A 12/2024*</p>
---	--	---	--	---